

Outsource  
Cabinet Components



# 5 Catalogue

QUICK REFERENCE

2021







## PRIMER COLOURS

PRIM: 1 WHITE / 2018

PRIM: 2 OFF WHITE / 2018

PRIM: 3 BEIGE / 2018



PRIM: 4 BROWN / 2018

PRIM: 5 SAGE / 2018


PRIM: 6 LGT GREY / 2018



PRIM: 7 MED GREY / 2018

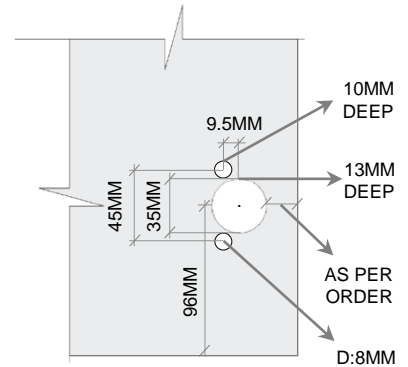
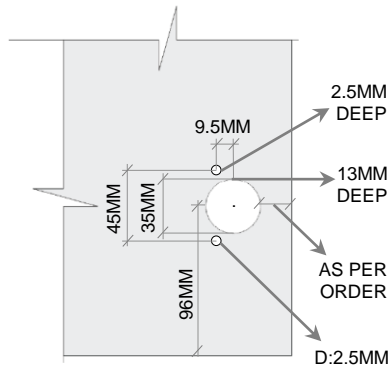
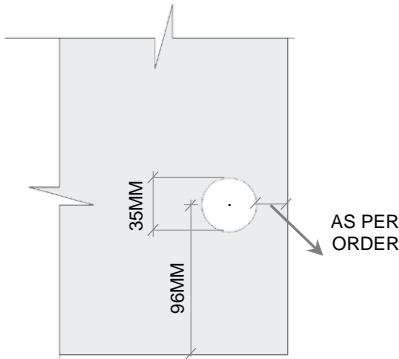
PRIM: 8 DK GREY / 2018

PRIM: 9 BLACK / 2018





## DRILL STYLE FOR DOORS



- **DIAMETER:** 35 MM

- **OFFSET:** TYPICAL 5 MM FROM EDGE OF DOOR OR YOUR SPEC.

- **HEIGHT:** 96 MM FROM DOOR TOP & BOTTOM TO CENTER OF HOLES.

- **DRILLING HEIGHT AND OFFSET** ARE ADJUSTABLE.

- **DRILLING FOR EUROPEAN HINGES:** BLUM PATTERN

- **SAME AS STANDARD WITH:** TWO PILOT HOLES FOR SCREWS.

- **SCREW HOLE DIAMETER:** 2.5 MM

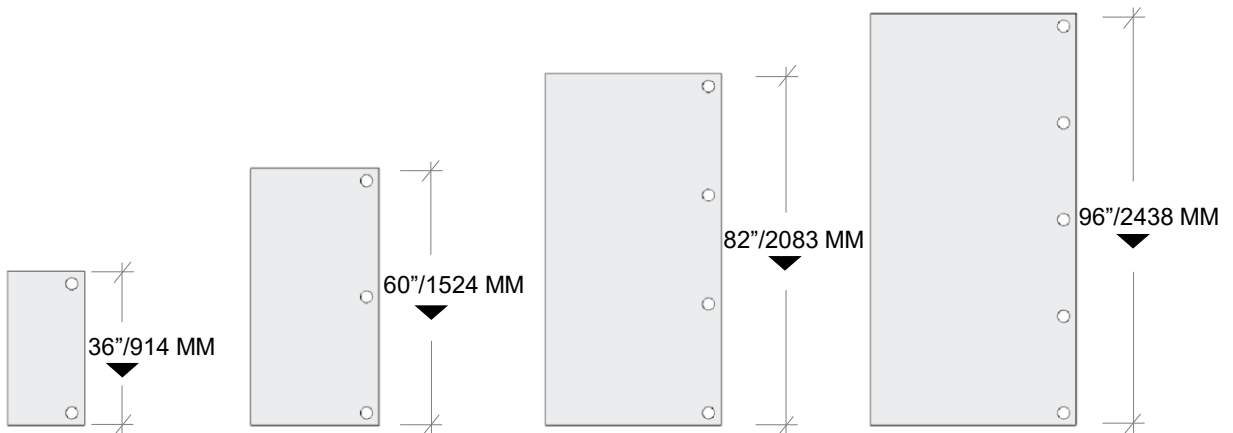
- **DRILLING FOR EUROPEAN HINGES:** BLUM PATTERN

- **SAME AS STANDARD WITH:** TWO HOLES FOR PLASTIC KNOCK-IN DOWELS OR INSERTA GUIDE HOLES.

- **DIAMETER:** 8 MM

**NOTE: PLEASE CONSULT YOUR PARTICULAR HINGE MANUFACTURERS SPECS BEFORE ORDERING**

## DRILLING LAYOUT - HINGES

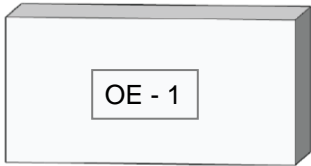


**NOTES:**

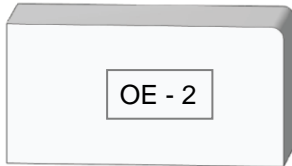
- DOORS 36" AND LESS RECEIVE 2 HINGE HOLES, DOOR ABOVE 36" TALL TO 60" TALL RECEIVE 3 HINGE HOLES.
- DOORS 60" AND LESS RECEIVE 3 HINGE HOLES, DOOR ABOVE 60" TALL TO 82" TALL RECEIVE 4 HINGE HOLES.
- DOORS 82" AND LESS RECEIVE 4 HINGE HOLES, DOOR ABOVE 82" TALL TO 96" TALL RECEIVE 5 HINGE HOLES.
- DOORS 96" AND LESS RECEIVE 5 HINGE HOLES.



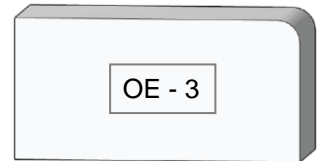
## OUTSIDE EDGE PROFILES



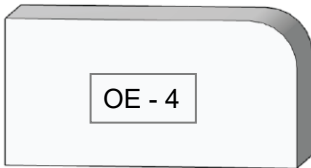
SQUARE



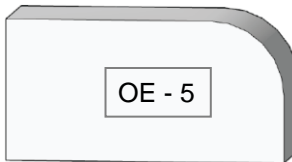
1/16" ROUND



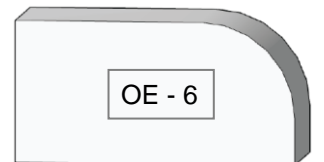
1/8" ROUND



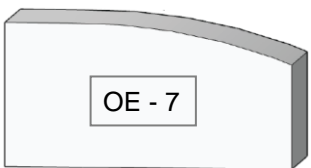
1/4" ROUND



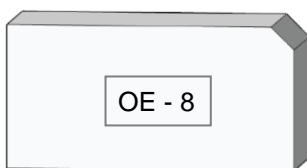
3/8" ROUND



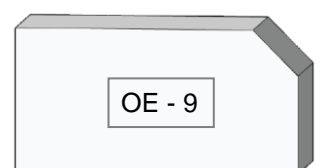
1/2" ROUND



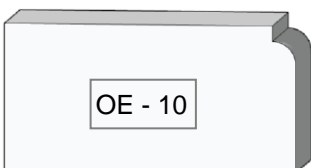
LARGE RADIUS



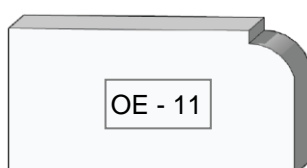
1/8" CHAMFER



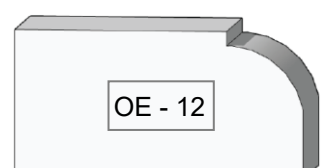
1/4" CHAMFER



1/8" LIP



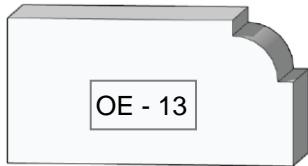
1/4" LIP



\* 3/8" LIP

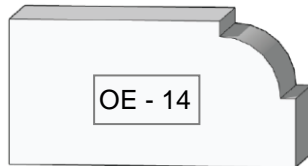


## OUTSIDE EDGE PROFILES



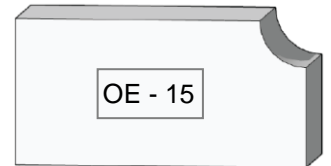
OE - 13

1/4" BEAD



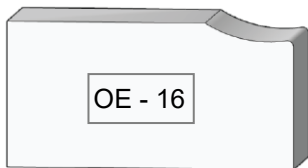
OE - 14

3/8" BEAD



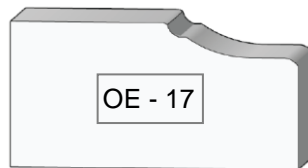
OE - 15

1/4" COVE



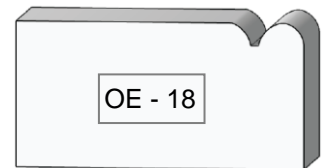
OE - 16

FLAT COVE



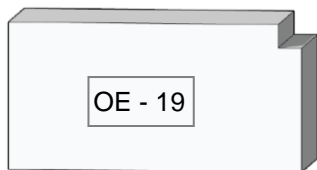
OE - 17

LIP COVE



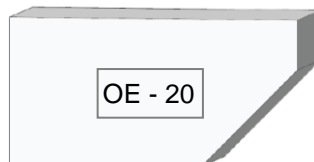
OE - 18

1/4" OUTSIDE BEAD



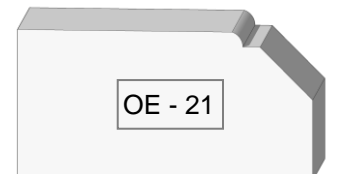
OE - 19

1/8" NOTCH



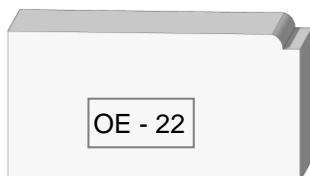
OE - 20

1/4" FINGER-PULL



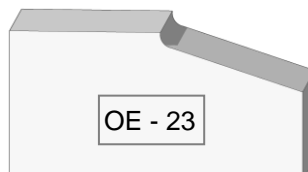
OE - 21

3/8" CHAMFER WITH STEP



OE - 22

SMALL STEP



OE - 23

\* 20° BEVEL

**NOTE: \* = MAX DRILL DEPTH IS 12MM AT 5MM OFF SET.**



## MSC - DOORS FRAMES



**F-1**  
45° BEVEL



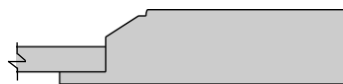
**F-2**  
45° THROUGH BEVEL



**F-3**  
45° BEVEL STEP



**F-4**  
45° BEVEL - LARGE



**F-5**  
60° BEVEL STEP



**F-6**  
20° BEVEL



**F-7**  
20° BEVEL STEP

SEE: **MSC DOOR SECTION** FOR MORE INFORMATION.



## MSC - DOORS FRAMES



**F-11**  
SHAKER



**F-12**  
SHAKER STEP



**F-13**  
SHAKER STEP - LARGE



**F-14**  
SHAKER STEP BEVEL



**F-15**  
SHAKER STEP THROUGH BEVEL



**F-16**  
MICRO SHAKER

SEE: **MSC DOOR SECTION** FOR MORE INFORMATION.



## MSC - DOORS FRAMES



**F-21**  
LIP



**F-22**  
RP 6MM BEAD



**F-23**  
4MM DOUBLE BEAD STEP



**F-24**  
5MM DOUBLE BEAD STEP



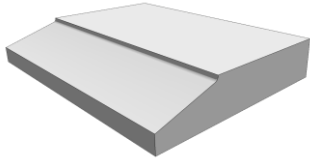
**F-25**  
5MM DOUBLE BEAD

SEE: **MSC DOOR SECTION** FOR MORE INFORMATION.






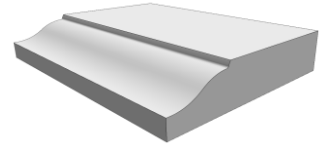
## MSC - DOORS PANELS




**P-1**  
BEVEL




**P-2**  
COVE




**P-3**  
OGEE




**P-4**  
FLAT



**P-5**  
4MM BEAD



**P-6**  
COVE 2



**P-7**  
V - GROOVE FLAT

SEE: **MSC DOOR SECTION** FOR MORE INFORMATION.



1323 43rd Ave SE. Calgary, Alberta. T2G 2A3



(403) 276.7399



(403)276.6650



sales@outsoucecc.com



[www.outsoucecc.com](http://www.outsoucecc.com)